



**ALTRA**  
AUTOMATED TRADING TECHNOLOGY

# **GET STARTED WITH ALTRA**

## **Set Up Guide Black Bull Broker Account**



**ALTRA**  
AUTOMATED TRADING TECHNOLOGY

## GETTING STARTED WITH ALTRA

### Getting Started with ALTRA

Welcome to ALTRA – your AI-powered trading companion. Getting started takes just a few simple steps:

1. Create and Fund Your Vantage Broker Account
2. Set Up Your ALTRA Trading Account
3. Fund Your Trading Account
4. Join the ALTRA PAMM Account

You'll find clear step-by-step instructions below to help you through each stage.

If you have any questions or need assistance, feel free to reach out to us at [oz@altrafzco.com](mailto:oz@altrafzco.com).

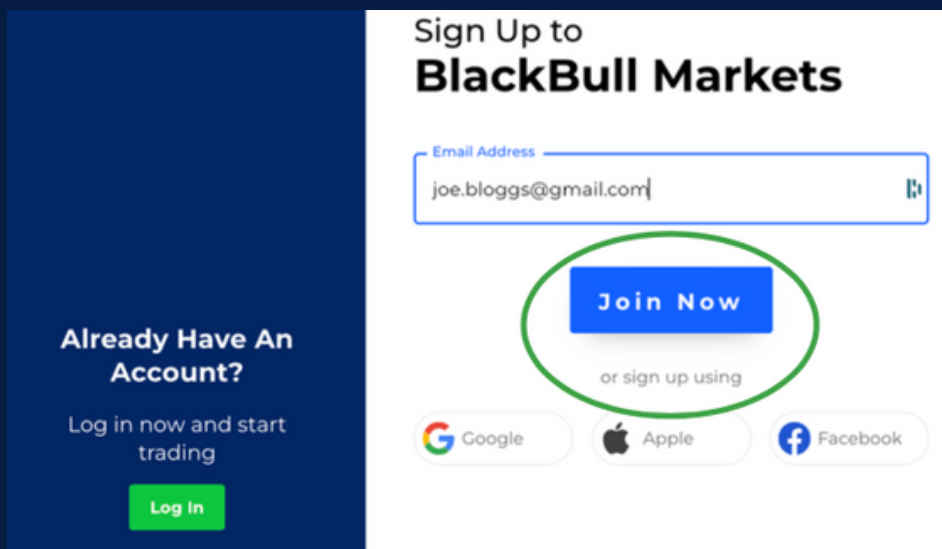
## 1. OPEN YOUR BLACKBULL MARKETS ACCOUNT

BlackBull Markets is a trusted global brokerage that offers secure access to the Forex market. To trade with ALTRA, you'll need a BlackBull account to facilitate and manage your trades.

1.1. Click [[here](#)] to visit the BlackBull Markets website.

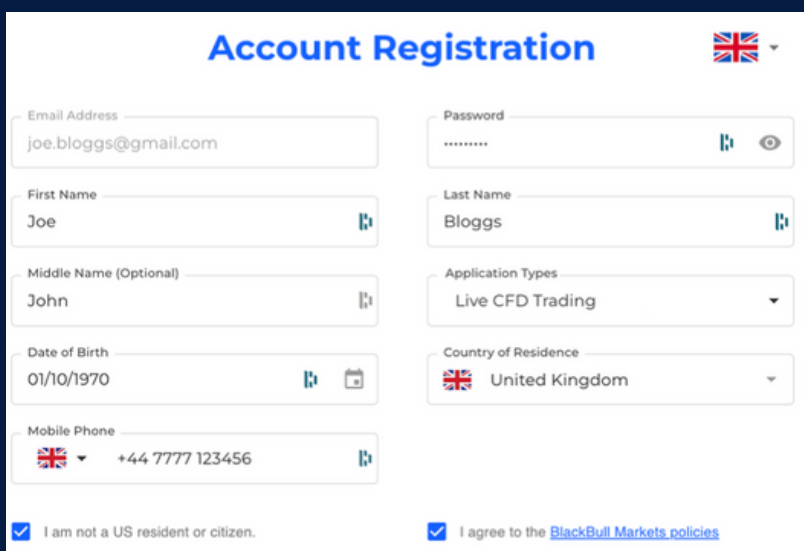
1.2. Click the green 'Join Now' button to begin your registration.

1.3. Enter your email address and click 'Join Now' to proceed.



1.4. Fill in your personal information and create a secure password.

1.5. Tick the required boxes and click 'Register' to complete your account setup.



**Note:** If you are a U.S. resident, unfortunately, ALTRA is not available for use at this time. For more information, please contact [oz@altrafzco.com](mailto:oz@altrafzco.com).



# ALTRA

AUTOMATED TRADING TECHNOLOGY

1.6. Choose your account type.

**Note:** If you're opening the account personally, select Individual. If you're registering under a company name, choose Business.

**ADDITIONAL DETAILS**

Entity Type Individual	Gender Male
Address The Street	State England
City The City	Zip-code PO20 D33
Country of Residence United Kingdom	Country of Citizenship United Kingdom
Tax Identification Number	Tax Country Residence (Required) United Kingdom

Next

11.6. Enter your address details.

1.7. You can skip the Tax Identification Number – it's not required.

1.8. Click 'Next' to continue.

1.9. Set your trading preferences as follows:

- Account Type: STANDARD
- Account Currency: USD
- Leverage: 1:500
- Platform: MetaTrader 5
- Referrer Code: 4625

**TRADING PREFERENCES**

Trading Account Type  
**STANDARD** PRIME

Trading Account Currency  
**USD** EUR GBP AUD NZD SGD CAD JPY ZAR CHF

Trading Account Leverage  
1 10 33 50 100 200 300 400 **500**

Trading Account Platform  
METATRADER 4 **METATRADER 5** CTRADER TRADINGVIEW

Referrer (Optional)

Password Confirm Password

Next



# ALTRA

AUTOMATED TRADING TECHNOLOGY

**PROOF OF ID**

1 Select a type of ID from the dropdown:

DRIVING LICENSE

2 Upload your image/s by clicking on the areas below:

Front Back

Max file size 5MB. File type: JPG, JPEG, PNG, PDF.

**Important Information**

- 1 Needs to be different from other documents you have provided
- 2 Needs to be in colour
- 3 Please attach the front and back of your ID as separate files
- 4 Name, date of birth, document expiry date and all other details should be clearly visible
- 5 Needs to be current and not expired

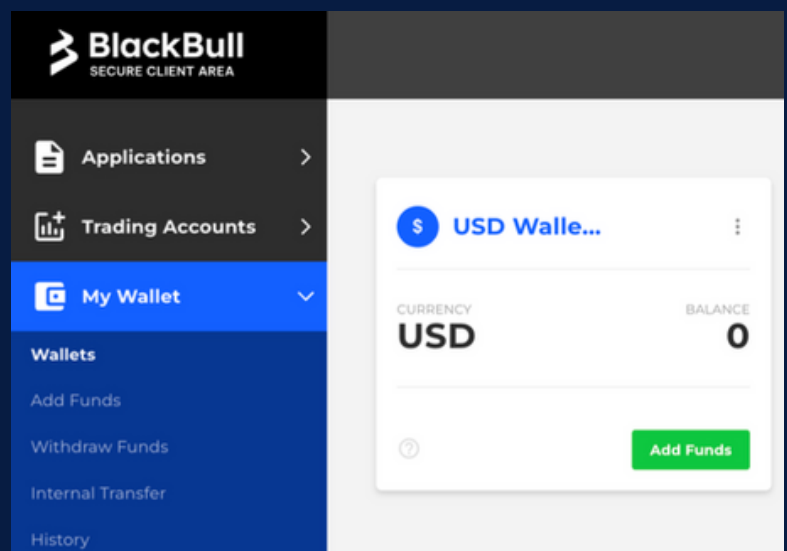
[Upload Later](#) [Next](#)

**Note:** Your application will be reviewed by the broker support team. Step 2 - 'Funding Your Broker Account' can be completed while you are waiting.

## 2. FUND YOUR BROKER ACCOUNT

2.1. Click 'My Wallet' in the main menu.

2.2. Select the green 'Add Funds' button next to the wallet you wish to fund.





# ALTRA

AUTOMATED TRADING TECHNOLOGY

2.3. Choose one of the available funding methods displayed.

**ACCOUNT**  
USD Wallet

**2 FUNDING METHOD**  
Choose your funding method

**3 AMOUNT**  
USD 0

Funding Method	Availability	Fee	Description
Bank Wire	3-5 Business days	0% Fee	Traditional bank transfer direct to our client bank accounts in any currency.
AIRTM	24/7 Instant	0% Fee	Over 500+ local payment methods available with 24/7 instant availability.
SEPA	24/7 Instant	0% Fee	SEPA EUR/GBP Bank Transfers.
Neteller	24/7 Instant	0% Fee	Instantly and securely deposit funds 24/7 using Neteller.
VISA	24/7 Instant	0% Fee	Instant payments using Visa credit and debit cards.
CRYPTO	24/7 Vary	0% Fee	Deposit funds using cryptocurrencies, including Bitcoin, Ethereum, Ripple, and USDT.

## 3. CREATE YOUR TRADING ACCOUNT

3.1. Log in to the portal at <https://secure.blackbull.com> (if you're not already logged in).

3.2. Select 'Lead & Follow' from the main menu.

3.3. Click 'Open Investor Account' to proceed.





# ALTRA

AUTOMATED TRADING TECHNOLOGY

**BlackBull**  
SECURE CLIENT AREA

Upload DocumentsAdd FundsLuis SIORDIA ARREOLA

Applications>Trading Accounts>My Wallet>Partners>Lead & Follow▼MAM/DIAMMInvestorTrading Platforms>CopyTrader>Contact Us

Follow

Traders can follow trades made by others, direct into their BlackBull Markets trading account. Social Trading may be an ideal service for traders who are interested in the markets yet are short of time, have a lack market education, or just simply wish to have someone else trade on their behalf.

OPEN INVESTOR ACCOUNT

**Note:** You will be presented with a list of Money Manager Accounts.

**BlackBull**  
SECURE CLIENT AREA

Upload DocumentsAdd FundsLuis SIORDIA ARREOLA

Applications▼Live CFD TradingPartnersMAM/DIAMMInvestorTrading Accounts>My Wallet>Partners>Lead & Follow>Trading Platforms>CopyTrader>Contact Us

Lead and Follow List

Select	Date	MAM	Platform
<input type="radio"/>	2022-10-11 09:05:44	Pullback Capital	MT4
<input type="radio"/>	2022-10-13 16:27:46	Zarko	MT5
<input type="radio"/>	2022-10-16 23:39:31	Chris	MT5
<input type="radio"/>	2022-10-17 17:07:06	Chris Lead	MT4
<input type="radio"/>	2022-10-18 06:01:56	Max Govaerts	MT4
<input type="radio"/>	2022-10-18 18:00:08	MAM21000-47409	MT4

(MAM) Lead and Follow Details

MAM Reward (%)Minimum DepositMinimum WithdrawalMinimum Investment LengthTerms

No data found



**ALTRA**  
AUTOMATED TRADING TECHNOLOGY

Search For	Investment	Profit Share
Pulse 50%	\$100 – \$2,999	50/50 Split
Pulse 30%	\$3,000 – \$19,999	70/30 Split
Pulse 20%	\$20,000+	80/20 Split

13.5. Click 'Invest with this MAM' next to your chosen Pulse tier.

3.6. Set a secure password for your investor account.

3.7. Carefully review and accept the terms and conditions.

3.8. Submit your application.

**Note:** Your investor account application will be processed within 12 hours. Once approved, you'll receive an email with your login credentials. After that, you can move on to Step 4 – Fund Your ALTRA Trading Account.





**ALTRA**  
AUTOMATED TRADING TECHNOLOGY

## 4. FUNDING YOUR ACCOUNT

- 4.1. Log in to the portal at <https://secure.blackbull.com> (if you're not already logged in).
- 4.2. From the 'My Wallet' section in the main menu, click 'Internal Transfer'.
- 4.3. In the 'Transfer From' field, select your Wallet or Trading Account.
- 4.4. In the 'Transfer To' field, choose your newly created Investor Account.
- 4.5. Enter the amount you'd like to transfer and click 'Submit'.

The screenshot displays the BlackBull Secure Client Area interface. On the left is a dark sidebar menu with options: Applications, Trading Accounts, My Wallet (selected), Partners, Lead & Follow, Trading Platforms, CopyTrader, and Contact Us. The 'My Wallet' section is expanded, showing sub-options: Wallets, Add Funds, Withdraw Funds, Internal Transfer (highlighted), and History. The main content area is titled 'TRANSFER FROM' and 'TRANSFER TO'. The 'TRANSFER FROM' section has a large box with a plus sign and the text 'New Source'. The 'TRANSFER TO' section has a similar box with a plus sign and the text 'New Target'. Below these sections is a 'Transfer Amount' input field and a blue 'Submit' button. At the bottom, a small disclaimer states: 'Please be advised that the trades in the MAM/Investor account will be partially closed based on the MAM/Investor equity ratio when the transfer is processed out from the investor accounts. The profit/loss from the partially closed trades will be allocated to your investor account.'

**Note - you are now ready to start trading!**